



## TIG welding torch range

### Welding craftsmen deserve the best tools

**Kemppi TIG torches just feel that little bit better in the hand for those quality welding tasks.** Kemppi TIG torches suit a variety of equipment and are available from 4 to 16 meters in length. Manufactured using the best materials, you can trust Kemppi TIG torches to perform, allowing you to concentrate on completing beautiful looking TIG welds.

**The TTM range** is equipped with manual gas valves to regulate the shielding gas flow, ensuring basic TIG welding tasks are easily completed. Use with MMA power sources for scratch and TouchArc TIG ignition.

**The TTK range** fits a wide range of industrial TIG welding machines. Standard thread terminations easily connect for power, gas and water (model dependent) and every model is fitted with an ignition switch, cable and plug as standard.

**The TTC range** is designed for use with specific Kemppi TIG machines and available in both gas and water cooled models. TTC torches support RTC10 and RTC20 remote control units that replace the standard on/off switch with a convenient and precise remote current regulator for easy ignition and power control at distance.

### Technical specifications and Ordering information


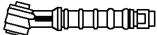



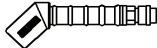


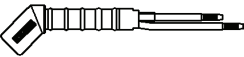
	<b>TTM 15V 4M</b>	<b>TTM 15V BC 4M</b>	<b>TTC 220 GV 4M</b>
Output, DC TIG	140 A (35%)	150 A (35%)	220 A (40%)
Machine connector	R1/4	R3/8	R3/8
Ordering code	6271432	627143201	627022304

## Technical specifications and Ordering information

TTK		TTK 130	TTK 130F	TTK 160	TTK 160S	TTK 220	TTK 220S	TTK 300W	TTK 350W	TTK 250WS
Output	DC 40 % ED	130 A	130 A	160 A	160 A	220 A	220 A	300 A	350 A	250 A
	DC 100 % ED	-	-	-	-	-	-	200 A	250 A	200 A
	AC 40 % ED	100 A	100 A	120 A	110 A	160 A	120 A	250 A	300 A	250 A
	AC 100 % ED	-	-	-	-	-	-	140 A	200 A	140 A
Electrodes	ø mm	1.0...2.4	1.0...2.4	1.0...2.4	1.0...2.4	1.0...3.2	1.0...3.2	1.0...2.4	1.0...4.0	1.0...4.0
Connection	Gas/current	R¼	R¼	R¼	R¼	R¼	R¼	-	-	-
	Water/current	-	-	-	-	-	-	R3/8	R3/8	R3/8
	Gas	-	-	-	-	-	-	R¼	R¼	R¼
Length/ Ordering code	4 m	627063004	627063104	627066004	627066204	627072004	627072304	627080504	627085504	627075704
	8 m	627063008	627063108	627066008	627066208	627072008	627072308	627080508	627085508	627075708
	16 m	627063016	627063116	627066016	627066216	627072016	627072316	627080516	627085516	627075716

TTC		TTC 130	TTC 130F	TTC 160	TTC 160S	TTC 220	TTC 220S	TTC 200W	TTC 250W	TTC 250WS
Output	DC 40 % ED	130 A	130 A	160 A	160 A	220 A	220 A	300 A	350 A	250 A
	100 % ED	-	-	-	-	-	-	200 A	250 A	200 A
Electrodes	ø mm	1.0...2.4	1.0...2.4	1.0...2.4	1.0...2.4	1.0...3.2	1.0...2.4	1.0...2.4	1.0...4.0	1.0...4.0
Connection	Gas/current	R¼	R¼	R¼	R¼	R¼	R¼	R¼	R¼	R¼
	Water	-	-	-	-	-	-	Snap connection	Snap connection	Snap connection
Length/ Ordering code	4 m	627013004	627013104	627016004	627016204	627022004	627022204	627020504	627025504	627025704
	8 m	627013008	627013108	627016008	627016208	627022008	627022208	627020508	627025508	627025708
	16 m	627013016	627013116	627016016	627016216	627022016	627022216	627020516	627025516	627025716
	30 m	-	-	-	627016230	-	-	-	-	-

RTC 10 (6185477) and RTC 20 (6185478) remote control units are available as options

TTC/TTK			TTC 130 TTK 130	TTC 130F TTK 130F	TTC 160 TTK 160	TTC 160S TTK 160S	TTC 220 TTK 220	TTC 220S TTK 220S	TTC 200 W TTK 300 W	TTC 250 W TTK 350 W	TTC 250 WS TTK 250 WS
<input type="checkbox"/>	<b>4285650</b>		■	●	●	●	●	●			
<input type="checkbox"/>	<b>9878040 (Flex)</b>		●	■	●	●	●	●			
	<b>4270580</b>		●	●	■	●	■	●			
<input type="checkbox"/>	<b>4285660</b>								■	●	●
	<b>4270600</b>								●	■	●
	<b>4276530</b>		●	●	●	■	●	■			
<input type="checkbox"/>	<b>4276300</b>		●	●	●	■	●	●	●	●	■
	<b>4276290</b>		●	●	●	●	●	■	●	●	●
	<b>4276550</b>								●	●	■
■	Standard delivery										
●	Accessory										
<input type="checkbox"/>	Small consumable parts										

# Consumable and replacement parts

Big torch head: TTK 160, 220, 220S, 350W, TTC 160, 220, 250W

1. Gas nozzle		mm			
No.	Ordering number	a	b	c	d
4	7990766	18.0	11.5	6.5	47.5
5	7990770	18.0	12.5	8.0	47.5
6	7990771 *	18.0	14.5	9.5	47.5
7	7990772	18.0	16.0	11.0	47.5
8	7990773	18.0	18.0	12.5	47.5
10	7990775	21.0	21.0	16.0	47.5
12	7990776	24.0	24.0	19.0	47.5

2. Gas nozzle/lens		mm			
No.	Ordering number	a	b	c	d
5	7990783	25.0	12.5	7.5	42.0
6	7990784	25.0	14.0	9.0	42.0
7	7990785	25.0	15.5	11.0	42.0
8	7990786	25.0	16.5	12.0	42.0
11	7990787	25.0	22.0	17.0	42.0

Housing for tightening bush			
1. standard		2. gas lens	
∅ 1.6	7990681	∅ 1.6	7990711
∅ 2.4	7990682 *	∅ 2.4	7990712
∅ 3.2	7990683	∅ 3.2	7990713
∅ 4.0	7990684	∅ 4.0	7990714


Insulating ring	
1.	9580266 *
2.	9876860
3.	9580267

**Torch body**  
Find codes of the torch body from the separate table, page 81.

Tightening bush	
∅ 1.6	9876867
∅ 2.4	9876868 *
∅ 3.2	9876869
∅ 4.0	9876870

Electrode shield including O-ring	
short	7990731
medium	7990735
long	7990741 *
<b>O-ring</b>	<b>7990791</b>

\* Delivery equipment is for ∅ 2.4 mm electrode. Lens equipment is delivered as an accessory. The above mentioned dimensions are directive.



Electrode		
grey	∅ 1.6	9873532
	∅ 2.4	9873533 *
	∅ 3.2	9873534
	∅ 4.0	9873535
white	∅ 1.6	9873521
	∅ 2.4	9873522
	∅ 3.2	9873523
	∅ 4.0	9873524
green	∅ 4.0	9873505

## Small torch head: TTK 130, 130F, 160S, 250WS, 300W, TTC130, 130F, 160S, 200W, 250WS

### 1. Gas nozzle mm

No.	Ordering number	a	b	c	d
4	7990760	14.5	10.0	6.5	30
5	7990761*	14.5	11.0	8.0	30
6	7990762	14.5	14.5	10.0	30
7	7990763	14.5	14.5	11.0	30

### Special gas nozzle mm

4	9878019	15.0	10.5	6.5	48
5	9878020	15.0	11.5	8.0	48
6	9878021	15.0	13.5	9.5	48

### 2. Gas nozzle/gas lens mm

No.	Ordering number	a	b	c	d
4	7990779	18.5	10.5	7.0	25.5
5	7990780	18.5	12.0	8.0	25.5
6	7990781	18.5	13.5	9.5	25.5
7	7990782	18.5	15.0	11.0	25.5

### Housing for tightening bush

#### 1. standard 2. lens

ø 1.0	7990660	ø 1.0	7990700
ø 1.6	7990661	ø 1.6	7990701
ø 2.4	7990662 *	ø 2.4	7990702

### Insulating ring

9878013 \*

### Torch body

Find codes of the torch body from the separate table, page 81.

### Tightening bush

#### 1. 2. short

ø 1.0	7990635	ø 1.0	7990640
ø 1.6	7990636	ø 1.6	7990641
ø 2.4	7990637 *	ø 2.4	7990642

### Electrode shield including O-ring

short	7990730
medium	7990734 *
long	7990740

### O-ring 7990790

\* Delivery equipment is for ø 2.4 mm electrode. Lens equipment is delivered as an accessory. The above-mentioned dimensions are directive.

