

Downdraft Table



Shown:
downdraft table with
backdraft kit and side panels

Description

The DFS/A is a workbench that provides extraction and filtration for welding and grinding applications.

The DFS/A features a work grid, a three-stage pre filtration system for optimum spark arresting and two self-cleaning main filter cartridges. Both pre and main filters have pull-out dust drawers underneath.

The filter cleaning system starts automatically each time the fan is switched off (offline cleaning) and also when the pressure drop reaches a certain maximum value during use (online cleaning). The filter cartridges are individually cleaned from the inside by compressed airshots. An integrated buzzer indicates when the filter cartridges need to be replaced.

For welding and grinding applications the DFS/A should be fitted with a backdraft kit for optimum division of the extraction capacity (approx. 80% backdraft, 20% downdraft).

Depending on the specific application, the downdraft table can be provided with a special work grid.

The working height of the downdraft table is adjustable.

Filter exchange and service (except from the membrane valves) can be effected from the front side.

Applications

The DFS/A is intended to be used for the following applications:

- MIG-MAG/GMAW welding¹
- TIG welding¹
- FCAW welding¹
- stick/MMAW welding¹
- grinding¹
- cutting¹
- polishing¹



Do **not** use the DFS/A for the following applications or in the following circumstances:


- arc-air gouging
- oil mist
- heavy oil mist in welding fume
- extraction of aggressive fumes and gases (e.g. from acids, from alkaline, from soldering paste containing lithium)
- extraction of hot gases (more than 45°C/113°F continuously)
- grinding aluminium and magnesium
- flame spraying
- extraction of cement, saw dust, wood dust etc.
- sucking cigarettes, cigars, oiled tissues and other burning particles, objects and acids
- explosive environments or explosive substances/gases



1. Provided the downdraft table is provided with the right accessories (refer to Available options/accessories).






Specifications

• Physical dimensions and properties	
Dimensions (L x W x H)	1380 x 1005 x 920 mm (54.3 x 39.4 x 36.2 in.)
Dimensions work grid (L x W)	1366 x 750 mm (53.8 x 29.5 in.)
Height adjustment	920 - 970 mm (36 - 38 in.)
Material:	
- Housing	- epoxy-coated sheet metal
- Work grid	- galvanized steel
Colour:	
- Housing	- black RAL 9005
- Front doors	- yellow RAL 1028
Weight (net)	255 kg (562 lbs)
Mains cord	3 m (1 m internal, 2 m external)
Supply cable for power outlet	3 m (1 m internal, 2 m external)
Plugs	not included
Motor design	IEC B3
Maximum load	200 kg (440 lbs)
• Filters	
Material main filter cartridges	cellulose/polyester fibres
Shape	oval
Number of pleats	300
Filter surface area	2 x 26 m ² (2 x 280 ft ²)
Height of pleats	75 mm (2.95 in.)
Distance between pleats	4 mm (0.16 in.)
Surface weight	90 g/m ² (129 grains/ft ²)
Efficiency	> 99,9%
Filter class	M according to DIN EN 60335-2-69 - at particle size 0,3-5 µm - at filtration speed 0,056 m/s (11 ft/min.)
Treatment	SurfacePlus precoat (synthetic amorphous silica) (4,6 g/m ²)
Compressed air connection	3/8" (female)
Compressed air tank	9 litres (2.4 gallon)
Compressed air pressure	5-8 bar
Required compressed air quality	dry and oil-free
Online cleaning	7 times per filter during 2 minutes
Offline cleaning	1 time per filter during run-out period of fan
• Performance	
Fan type	radial
Air volume	2500 m ³ /h (1,500 CFM)
Noise level (without options)	74 dB(A) according to ISO 3746
• Electrical data	
Power consumption	2,2 kW (3 HP)
Connection voltage	400V/3~/50Hz
Control filter cleaning device	automatically by PLC
Start/stops of fan	max. 12 per hour
Insulation class	IP 66

Nominal current	4,4 A
Fuse:	
- transformer	- T1Amp CCMR1
- 24V system	- T2Amp
Mains cord	3 ~ /4-cored (3 phases, 1 earth)
Supply cable	1 ~ /3-cored (1 phase, 1 zero, 1 earth)
Power outlet	- plug type F (CEE 7/4) - max. 230V/2200W
<ul style="list-style-type: none"> Ambient conditions 	
Min. operating temperature	5°C (41°F)
Nom. operating temperature	20°C (68°F)
Max. operating temperature	40°C (104°F)
Max. relative humidity	80%
Outdoor use allowed	no
Storage conditions	- 5-40°C (41-104°F) - relative humidity max. 80%
<ul style="list-style-type: none"> Available options/accessories 	
Back panel	recommended for grinding applications
Backdraft kit	compulsary for all welding applications
Side panels	
Polishing work grid ²	compulsary for polishing applications
Plasma cutting work grid ²	compulsary for plasma cutting applications
HEPA kit ²	recommended for stainless steel welding in case of recirculation
Silencer/Outlet duct ²	recommended option
Outlet connection flange ²	
Working light ²	
Automatic start/stop ²	
Bench vice mounting bracket ²	
Wheelset ²	
Dust tray lid ²	recommended for stainless steel welding
<ul style="list-style-type: none"> Scope of supply 	
Downdraft table without grid - Work grid (two-piece) - Cover strip with 8 bolts M6 - Square key 8 mm - Square key 6 mm	
<ul style="list-style-type: none"> Order information 	
Article number	7244700000
Number/package	1
<ul style="list-style-type: none"> Shipping data 	
Gross weight (incl. pallet)	270 kg (595 lbs)
Packing dimensions	1505 x 1020 x 1150 mm (59.3 x 40.2 x 45.3 in.)
Max. number/pallet	1 (stack: max. 2 pallets)
Harmonized Tariff Code	84213920
Country of origin	Sweden
<ul style="list-style-type: none"> Approvals/certificates 	
	

2. Available Q2/2008

Features

Maintenance performed from the front	
Three-stage spark arresting: 1st: spark arresters below work grid 2nd: labyrinth spark trap 3rd: spark arresters in main filter housing	
Large filter surface area	
Simple control	
Efficient filter cleaning	

Product type	: DFS/A
Art. no.	: 7244700000
Product category	: downdraft tables
Version	: 070108/C

Euromate BV
P.O. Box 9350
1800 GJ Alkmaar
The Netherlands
www.euromate.com

